















Phase 3 Homework Menu – Spring Term

Our topic this half term is World War II. Below you will find a selection of homework ideas to share with your child. These activities are designed to encourage a conversation about what your child is learning in school. Please bring any homework in to school on a Friday to share with the class. Tick off any activities your child completes and return the sheet in the final week of term (wb 27 March)

<p>Find out about propaganda – what it was and why it was used.</p> <p>Create your own version of a propaganda poster.</p> 		<p>Explain to someone at home the events leading up to the war – who did what and when?</p> 		<p>Find out about the key people in the war. Make fact files about them. (EG Adolf Hitler, Winston Churchill, Neville Chamberlain)</p> 
 	<p>Imagine what it was like to have food rationed. Write a diary as though you were a child in war time, describing your meals.</p>	 	<p>Find a war time recipe and have a go making it. How does it differ from the recipes we use today?</p>	<p>Talk to someone who was alive during the war. Ask them to tell you stories about what it was like.</p> 
<p>Listen to the famous speeches of World War II (WW2 Speeches - BBC Teach)</p> 		 	<p>Find out about how code breaking was used in World War II. Present what you find out.</p>	